



District Report Card: 2017


State: Maharashtra	District: Parbhani
Class: 8	Subject: Science
Schools: 51	Students: 1362


Participation/Coverage


Students

GENDER 	Boys		Girls	
	Number	%	Number	%
	705	51.76	657	48.24

AREA 	Rural		Urban	
	Number	%	Number	%
	754	55.36	608	44.64

CATEGORY 	SC		ST		OBC		GEN	
	Number	%	Number	%	Number	%	Number	%
	204	14.98	72	5.29	479	35.17	607	44.57

CWSN 	LD	VI	HI	S&LD	ID	Oth
	2	7	1	3	0	102

Management 	Government		Government-aided	
	Number	%	Number	%
	201	14.76	1161	85.24

Average Performance of Students in Science (%)

Overall	Gender		Area		Management		Social Group			
	Male	Female	Rural	Urban	Govt.	Aided	SC	ST	OBC	GEN
41.44	41.78	41.08	40.84	42.18	45.21	40.79	39.77	44.81	42.30	40.92

Performance on Learning Outcomes (LOs)

Learning Outcomes	Description	Average Performance(%)
SCI703	Classifies materials and organisms based on properties/characteristics	38.10
SCI704	Conducts simple investigation to seek answers to queries	31.53
SCI705	Relates processes and phenomenon with causes	39.32
SCI708	Measures and calculates e.g., temperature; pulse rate; speed of moving objects; time period of a simple pendulum, etc.	54.04
SCI710	Plots and interprets graphs	38.09
SCI711	Constructs models using materials from surroundings and explains their working	38.69
SCI801	Differentiates materials, organism and processes	39.03
SCI804	Relates processes and phenomenon with causes	42.34
SCI805	Explains processes and phenomenon	39.13
SCI807	Measures angles of incidence and reflection, etc.	47.80
SCI811	Applies learning of scientific concepts in day-to-day life	38.23
SCI813	Makes efforts to protect environment	64.61

Range of Performance of Students who Answered Correctly							
Below 30%		30% - 50%		50% - 75%		Above 75%	
Number	%	Number	%	Number	%	Number	%
450	33.04	483	35.46	323	23.72	106	7.78

Lowest Performing Learning Outcomes (LOs)

- 1 - Conducts simple investigation to seek answers to queries (31.53)
- 2 - Plots and interprets graphs (38.09)
- 3 - Classifies materials and organisms based on properties/characteristics (38.10)
- 4 - Applies learning of scientific concepts in day-to-day life (38.23)
- 5 - Constructs models using materials from surroundings and explains their working (38.69)